

KM 70/20 C

Compact manual sweeper with 6-stage adjustable main sweeper roller and fully adjustable side brush for optimum cleaning results for manual cleaning indoors and outdoors.



Order no. 1.517-106.0

- Roller brush driven by both wheels
- Push handle adjustable in 3 positions
- Roller brush and side brushes continuously adjustable

Technical data

EAN code		4039784718029
Drive type		manual
Max. area performance	m²/h	2800
Working width	mm	480
Working width with 1 side brush	mm	700
Tank volume, gross/net	l	42 / 20
Weight (with accessories)	kg	22
Weight, ready to use	kg	23
Package weight	kg	25.9
Packaging dimensions (L × W × H)	mm	795 / 400 / 935
Dimensions (L × W × H)	mm	1300 / 765 / 1035

Equipment

Fine dust filter	■
Sweeper drive, manual	■
Main sweeper roller adjustable	■
Foldable push handle	■
Dustpan principle	■
Outdoor use	■
Indoor use	■

■ Included in the scope of supply.



Drive of main sweeper roller

- Main sweeper roller is driven by both wheels – for an even sweeping result in left and right turns.



Adjustable push handle




- Three adjustment options for maximum ergonomics.
- Space-saving parking position thanks to folding design.



Large waste container

- Ergonomic container handle for easy operation and emptying.

ACCESSORIES FOR KM 70/20 C 1.517-106.0



	Order no.	Description	
MAIN SWEEPER ROLLER			
Standard roller brush			
Standard roller brush	1 6.906-041.0	Tough standard roller brush with moisture-proof universal bristles for normal soiling on all surfaces. Extremely durable.	■
Main sweeper roller, soft			
Main sweeper roller, soft	2 6.903-995.0	Sweeps fine dust on all surfaces indoors and outdoors	□
Main sweeper roller, hard			
Main sweeper roller, hard	3 6.903-999.0	For the removal of stubborn dirt outdoors	□
SIDE BRUSHES			
Standard side brushes			
Spare parts set side broom	4 2.884-935.0	Standard side brush with moisture-proof universal bristles for normal soiling on all surfaces. Extremely durable.	■
FILTERS			
Foam filter			
Filter element	5 5.731-642.0	Plastic filter, water-resistant, washable, reduces maintenance costs.	■
OTHER ACCESSORIES SCRUBBER DRIERS			
Home Base accessories			
ABS litter picker set	6 2.640-908.0	For picking up refuse.	□

■ Included in the scope of supply. □ Available accessories. ○ Detergents.